

OWLS OF NORTH AMERICA

FABRICS: *Owls of North America by Carel Pieter Brest van Kempen for Elizabeth's Studio LLC*

16002 Black (panel)—2/3 yard

16003 Black (allover owls)—1/3 yard

16003 Green (allover owls)—3/4 yard

Black solid—3/4 yard

498 Green (leaves)—1/2 yard

Black solid—1/2 yard for binding

Backing fabric for 49" x 46" quilt top—3-1/3 yards

CUTTING:

16002 Black (panel): Center and trim the panel to measure 17-3/4 high by 20-3/4", centering.

16003 Black (allover owls): Cut (1) 8-1/2" x WOF (width of fabric) strip, cross cut into (4) 8-1/2" squares.

16003 Green (allover owls): Cut (4) 4-1/2" x WOF strips, cross cut into (2) 4-1/2" x 37-3/4" AND (2) 4-1/2" X 40-3/4" outer borders.

Black solid: Cut (3) 4-1/2" x WOF strips, cross cut into (6) 4-1/2" x 7-1/4" sections AND (6) 4-1/2" x 6-1/4" sections.

Cut (8) 1-1/2" x WOF strips, cross cut into (2) 1-1/2" x 17-3/4" AND (2) 1-1/2" x 38-3/4" AND (4) 1-1/2" x 8-1/2" AND (2) 1-1/2" x 35-3/4" AND (2) 1-1/2" x 40-3/4" sections. Cut (1) 4-1/2" x WOF, cross cut into (4) 4-1/2" squares.

498 Green (leaves): Cut (3) 4-1/2" x WOF strips, cross cut into (6) 4-1/2" x 7-1/4" sections AND (6) 4-1/2" x 6-1/4" sections.

Solid Black: Cut (5) 2-1/2" x WOF strips for binding.



49" x 46"

Elizabeth's Studio LLC

**440 S. Main Street, Milltown, NJ 08850
732-651-4115 www.elizabethsstudio.com**

Quilt design: Deborah G. Stanley
2018: Elizabeth's Studio LLC—All rights reserved


ASSEMBLING THE QUILT:

Add 1-1/2" x 17-3/4" **Solid Black** strip to each side of the 17-3/4" x 20-3/4" **16002 Black Panel**.




Sew together (3) 4-1/2" x 6-1/4" **498 Green (leaves)** sections and (3) 4-1/2" x 6-1/4" **Black Solid** sections to form side border. Repeat to complete second side border. Sew in place.

Add 1-1/2" x 38-3/4" **Black Solid** top and bottom borders.




Sew together (3) 4-1/2" x 7-1/4" **498 Green (leaves)** sections and (3) 4-1/2" x 7-1/4" **Black Solid** sections to form top center section of border. Add 1-1/2" x 8-1/2" **Black Solid** strips to each side of pieced section, then add 8-1/2" **16003 Black (allover owls)** squares to complete top border.




Sew to quilt top.

Repeat steps to create bottom border, being careful of fabric orientation. Add to quilt top.



Add 1-1/2" x 35-3/4" **Black Solid** side borders, then 1-1/2" x 40-3/4" top and bottom borders.

Add 4-1/2" x 37-3/4" **16003 Green (allover owls)** side borders. Sew 4-1/2" **Black Solid** squares to ends of 4-1/2" x 40-3/4" **16003 Green (allover owls)** to form top and bottom borders. Sew in place.



FINISHING:

Layer quilt top, batting and backing. Quilt as desired. Use the 2-1/2" **Black Solid** strips to bind the quilt.